



SUMMARY OF HUMPBACK WHALE CALVES: 2012

This document contains a summary of calf encounters during the 2012 humpback whale season in Vava'u, Kingdom of Tonga. For additional information contact Tony Wu. (Version: Sunday, November 4, 2012)



www.tonywublog.com



Page	Contents
3	Introduction
6	Methodology
7	Observations Figure 1: Cumulative ID-ed Calf Count
8	Figure 2: ID-ed Calf/ Boat-day
9	Figure 3: Calf Sighting Ratio
10	Figure 4: Ratio of Female to Male Juveniles
11	Figure 5: Frequency of Escorts with Mother/ Calf Pairs
12	Figure 6: Repeat Humpback Whale Mothers Documented in Vava'u
14	Table 1: Humpback Whale Calf Identifications A chronological list of the calves for which I was able to establish photo identification, including GPS location, sex identification where possible, and count of accompanying escorts
16	Table 2: Unidentified Humpback Whale Calf Sightings A chronological list of the calves sighted, but for which it was not possible to establish photo identification, including GPS location and count of accompanying escorts
17	Table 3: Timeline of All Humpback Whale Mother/ Calf Pair Sightings A timeline for all calf sightings, with notation of moon phase
18	Calf Summary Sheets Reference photographs and descriptions of ID-ed calves

INTRODUCTION

This document is a summary of encounters with humpback whale mother/ calf pairs in and around the Vava'u island group in the Kingdom of Tonga during the months of July to October 2012.

I use the term “mother/ calf pairs” because my IDs are based on looking at both the adult females and their calves. Baby whales grow and change rapidly in their first few months, whereas body shapes and pigmentation of adults tend to remain the same.

By making the fundamental assumption that an adult female and its calf remain together, i.e., humpback mothers do not swap calves, I can make use of all the physical traits of a given mother/ calf pair for ID purposes. Doing so provides multiple “check points”, so to speak, thereby increasing the odds of making definitive IDs, as well as augmenting the probability of recognising repeat sightings.

One disadvantage of this methodology is the near inability to keep track of the calves after the initial season. If a calf has extraordinary markings or possibly extensive wounds (as was the case with 201114 Tahafa), there is some possibility of recognition after the first season. Barring such obvious physical markers, the calves change too much from the juvenile to adult stages.

My intention with this ID effort is not to track the calves over time, however. The primary goals of this exercise are to:

- 1) Gain insight into the absolute quantity of calves that pass through Vava'u each season (I use the phrase “pass through” because no one knows what proportion, if any, of the calves are born in Vava'u, and my experience to date indicates that most mother/ calf pairs are transient);
- 2) Discern long-term patterns, if any, of relative concentration, movements, locational preferences and density of mother/ calf pairs while they are in Vava'u;
- 3) Keep track of female: male ratio among calves for which I am able to determine sex;
- 4) Attempt to identify repeat mothers in order to gain insight into the frequency of mating and calving;
- 5) Quantify the level of escort interactions with mother/ calf pairs; and
- 6) Record other interesting/ unusual behaviours I see and hear, such as: the sudden appearance of certain obvious physical traits in one season followed by a dearth of that trait in following seasons; the frequent use of vocalisations (not just song) and other sound for communication; heat run competitions among males for females; apparent same-sex intimacy among males; apparent “personalities” of individual whales; courtship behaviour between paired-up males and females; injuries due to both unidentified predators and manmade objects; and other related observations (*Please refer to my [blog](#) for more detailed descriptions of my observations and speculation about these types of topics.*)

As of this writing, I have assigned IDs to 52 mother/ calf pairs for the 2012 season, 31 of which I photographed and ID-ed, with the balance comprising contributions from other people. This exceeds the previous high count of 48 mother/ calf pairs in 2011.

In addition, I recorded 28 mother/ calf pairs for which I had visual confirmation, but was unable to establish ID. Of these 28, I eventually assigned IDs to two, leaving 26 unknown mother/ calf pair sightings.

Highlights from this season include the following points:

- 1) The early part of the season was characterised by unusually favourable conditions. Weather was mostly mild, climate warm, precipitation low, winds low-to-moderate, and underwater visibility excellent. There was however a prolonged drought, so the Vava'u area was suffering from a general lack of fresh water supplies. Toward the latter half of September, precipitation picked up.
- 2) Subjectively, I would characterise overall whale behaviour/ disposition this season as neutral to friendly, similar to the overall mood in 2011 and 2009, and in contrast to that of 2010. There were, of course, exceptions to the general mood.
- 3) The "density" of whales in the area seemed exceptionally high. This is reflected in an elevated Calf/ Boat-day figure and Calf-Sighting Ratio, both of which are significantly higher than the equivalent ratios for previous seasons.
- 4) Once again, the ratio of female to male calves favoured the females. The fact that this has been the case for four years running suggests that this could be the norm.
- 5) The overall level of escort activity seemed to be lower than for the 2011 season, as reflected in the metrics I've formulated to try to quantify and track the level of escort activity. As this is only the second season for which I have kept records pertaining to escort activity, there is insufficient data as yet to speculate much about possible explanations and/ or implications.
- 6) I did not document any long-term escort associations with mother/ calf pairs, unlike for 2011.
- 7) I documented the first three-time mother to date, with the mother of calf 201217 also being the mother of 200816 and 200929.
- 8) The number of individuals with white pectoral fins was exceptional. I documented 21 such individuals (preliminary figure, subject to spending more time cross-checking), including four mother/ calf pairs with both individuals having white pectoral fins, and another six calves with white pectoral fins. For comparison, I documented two such calves in 2011 (201127 Uafitu and 201142 Faua), and zero in all previous seasons.
- 9) I did not document any calves with the types extensive attack injuries seen on a number of the calves during the 2011 season.

For additional background information from the 2012 humpback whale season, please refer to the following blog posts:

[Encounters with Humpback Whales in Tonga | 2012 Season Part 1](#)

[Encounters with Humpback Whales in Tonga | 2012 Season Part 2](#)

[Encounters with Humpback Whales in Tonga | 2012 Season Part 3](#)

[Encounters with Humpback Whales in Tonga | 2012 Season Part 4](#)

[Humpback Whale Heat Run](#)

[Encounters with Humpback Whales in Tonga | 2012 Season Part 5](#)

[Encounters with Humpback Whales in Tonga | 2012 Season Part 6](#)

All of the work referred to in this document has been and is being done on my own time, with my own resources. I do not receive financial or other assistance, and I am not affiliated with any person or organisation involved with cetaceans.

Within this context, I would like to thank the people who have been kind enough to provide photographs, video and related information to help me with this undertaking for the 2012 season:

[Jerry Allen](#)
[Frank Baensch](#)
[Kirsty Bowe](#)
[Ray Chin](#)
[Ma'ata Fifita](#)
[Howard and Michele Hall](#)
[Brenda Kaye](#)
[Emiko Miyazaki](#)
[Takaji Ochi](#)
[Douglas David Seifert](#)

For the avoidance of doubt, any errors or silly statements contained in this document are my own, and do not reflect on any of the people noted above.

If you have photographs of humpback whale mother/ calf pairs from the 2012 season in Vava'u that are not included in this file, or additional information about whales already included in this document, please [contact me](#).

Reference documents:

[2008 Calf Summary](#), [2009 Calf Summary](#), [2010 Calf Summary](#); [2011 Calf Summary](#)

METHODOLOGY

- 1) I recorded GPS locations for all sightings of humpback whale mother/ calf pairs upon initial visual confirmation using a Garmin GPS 72H handheld unit and converted to Google KML format using [HoudahGPS](#). When GPS units were not available, I marked locations by hand on a map.
- 2) Where possible, I entered the water to photograph mother/ calf pairs, escorts and other associated whales if any. I made notes of behaviour, easily recognisable physical traits, and any other noteworthy circumstances.
- 3) When I was able to take photographs of sufficient quality and quantity to establish an ID, I named and assigned a numerical ID to the relevant calf. I downloaded, keyworded and captioned my photos, using [Aperture](#) to stay organised. I determined IDs each evening, recorded GPS data, and wrote down notes to minimise passage of time between encounters and assigning of ID.
- 4) In those cases where I was unable to get sufficient photographs to establish ID, I did not name the calves. I recorded the sightings as unknowns and cross-checked any photos of such juveniles with subsequent ID-ed whales to look for possible matches.
- 5) This season, I received more ID photos from other people than I have in previous seasons. I have collected and organised such photos in a separate [Aperture](#) library, with relevant metadata, comments, and other pertinent information appended.
- 6) In those instances, I have relied on the relevant people for images, location data and anecdotal encounter information. I have made every attempt to secure such data and information as soon after the relevant encounter as possible.
- 7) I have uploaded all GPS and hand-marked location data to [Google Maps, where the locations of all the calves are available for viewing](#). GPS locations are also embedded as hyperlinks throughout this document when there is text that refers to date and location of sightings. Clicking the hyperlinks will take you to Google Maps to view the relevant location.
- 8) The photographs contained in this document represent a small portion of the images collected. For most ID-ed juveniles, I have additional images for verification purposes.

OBSERVATIONS

- 1) Figure 1 below illustrates my cumulative calf counts over the past five seasons (incorporating all ID-ed juvenile whales each season, including those contributed by third parties). Once again, the slope of the cumulative calf ID curve appears similar despite inherent differences among seasons (different periods of stay, varying number of boat-days, different number of people helping, weather variations, etc.).

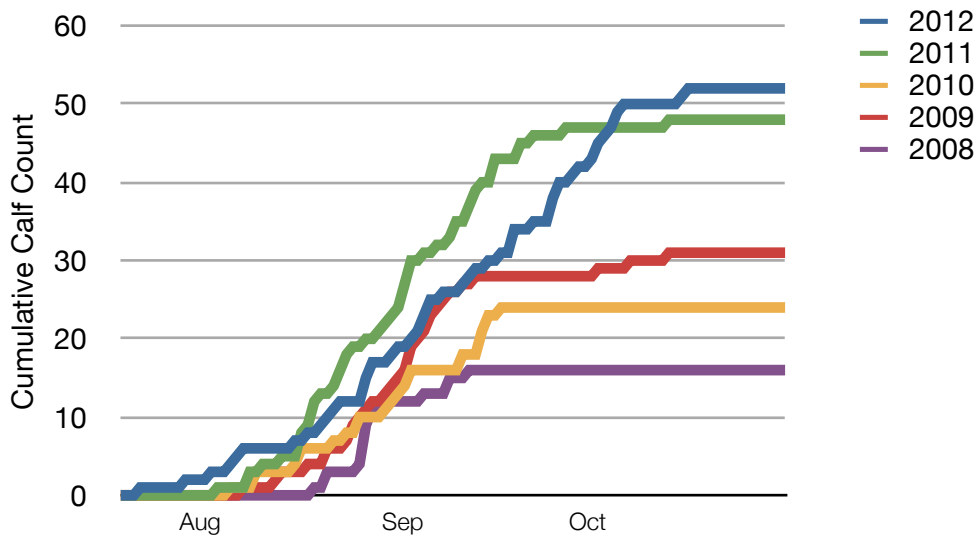


Figure 1: Cumulative ID-ed Calf Count*

* Includes all ID-ed mother/ calf pairs

- 2) During my stay this season, I ID-ed 31 mother/ calf pairs over the course of 34 boat-days (compared with 45 calf IDs over 76 boat-days in 2011; 22 calf IDs over 81 boat days in 2010; 26 calf IDs over 59 boat days in 2009; 16 calf IDs over 67 boat days in 2008; 14 calf IDs over 53 boat days in 2007). This worked out to **0.91** Calf/ Boat-day, with a boat-day being defined as a single day of approximately six hours on the water on a boat looking for whales. These figures do not include calf IDs contributed by other people.
- 3) As is apparent from Figure 2 below, this season was exceptional, with the Calf/ Boat-day ratio significantly exceeding the levels recorded in each of the previous seasons. One contributing factor may be that I was only running one boat at a time this season, whereas in previous seasons, I had two boats on the water on many days. This change was precipitated by a number of factors, the most significant of which was consequential damage from the Tsunami on 11 March 2011. This event effectively eliminated visitor traffic from Japan. As a result, the denominator in my Calf/ Boat-day ratio was lower this year than in past years. It would seem logical however that this consideration should have been offset to a large degree, if not entirely, by my inability to cover as much area on a given boat-day compared to previous seasons.

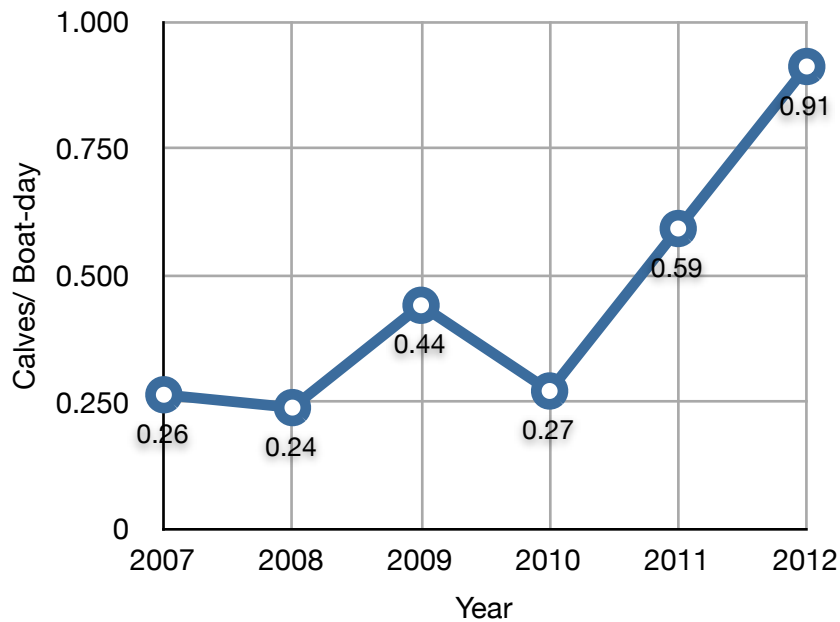


Figure 2: Calves/ Boat-day*

* Boat-day = Approximately six hours on the water

- 4) On a subjective basis, the exceptionally high Calf/ Boat-day ratio for this season is consistent with the high probability and relative ease I experienced of encountering and ID-ing calves this season. There was a noticeably high “density” of mother/ calf pairs, and on balance, a relatively high proportion of those whales were settled, or at least settled enough for me to establish an ID.
- 5) For argument’s sake, if I double the number of boat-days this season from 34 to 68, the resulting Calf/ Boat-day ratio would still be **0.46**. In other words, even if there is a measure of positive bias deriving from a reduction in the number of my boats, an over-simplistic doubling of my boat-day count still results in a very high figure.
- 6) Taking this season’s Calf/ Boat-day ratio together with those of previous years, there is a wide band, ranging from 0.24 in 2008 to 0.91 this season. This suggests to me that the Calf/ Boat-day figure may fluctuate substantially from year-to-year. In other words, there may be no “norm” for expected mother/ calf pair density.
- 7) Moving on, Figure 3 on the following page depicts the total Calf Sighting Ratio for 2009 to 2012, where I have defined Calf Sighting Ratio as = (Total ID-ed calf count + Total unidentified calf count)/ Total boat-days. Once again, for consistency with previous seasons, I only took into consideration the whales I identified and not those contributed by other people. The ratio for this season was **1.68** (*would be 0.84 if I doubled the boat-days*), which compares with **1.01** for 2011, **0.49** for 2010, **0.85** for 2009. This ratio provides a reasonable indication of the overall level of humpback whale mother/ calf pair activity in the Vava’u area, and, once again, the high level this season is consistent with my experience on the water.
- 8) We again found mother/ calf pairs scattered throughout the entire topography of the Vava’u Island group. Please refer to this [Google Map](#).

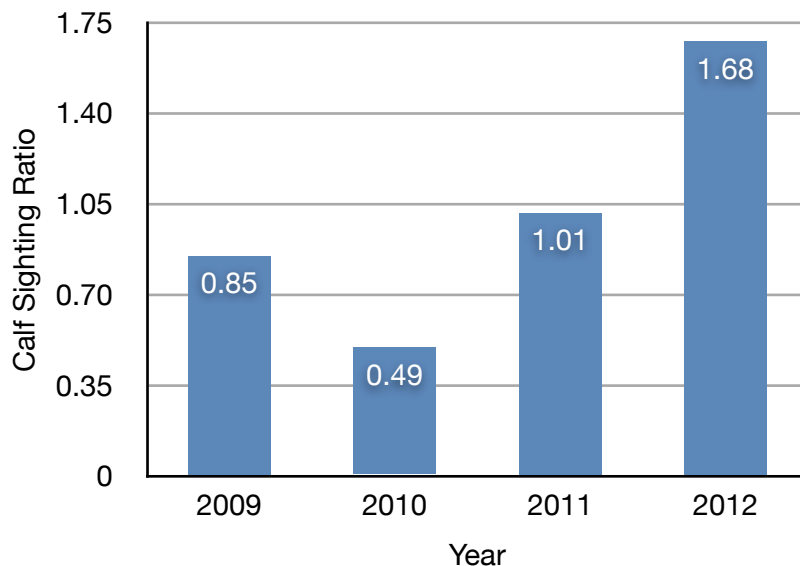


Figure 3: Calf Sighting Ratio*

* *Calf Sighting Ratio = (Total ID-ed calf count + Total unidentified calf count) / Total boat-days*

- 9) As was the case in both the 2011 and 2010 seasons, there were not many calf sightings this year in North Bay; in contrast, there were quite a few in 2009. This season, there were also relatively few encounters in the main channel between Hunga and Nuapapu; there are normally many more in this area.
- 10) Each season, there seem to be areas that are relatively popular among the mother/ calf pairs. The “in” places change, so statements applicable to the 2012 season may or may not have relevance to any other season.
- 11) Within this context, it is worth underscoring the point that extrapolating from limited observation from limited days in any single season to draw conclusions about the dynamics of the humpback whale population that visits Vava’u is inadvisable, at best. Only long-term observation and consistent recording of data may eventually reveal underlying patterns and trends.
- 12) Perhaps the best way to illustrate this is to amalgamate my mother/ calf pair sighting data for all ID-ed and unknown mother/ calf pairs for 2009-2012 (the period for which I’ve been keeping track). Please refer to this [Google Map](#) to see the result. **Note:** *There is so much data that there are two pages to the map, scroll down to the bottom of the list of baby whales to click to the second page and see the complete sighting map.*
- 13) The reason I wish to highlight this is that each season, I come across people making sweeping statements about whales in Vava’u. In most cases, such statements reference doom-and-gloom, are seemingly intended to foment discord, and are backed by no data. Particularly disappointing are individuals purporting to represent large, multinational NGOs who make unsupported, disparaging statements about the whales and whale-watching in Vava’u. The above-referenced map should demonstrate beyond a shadow of a doubt that humpback whale mother/ calf pairs make abundant use of every area of Vava’u. Facts count. Zealotry does not.

14) This year's sightings once again supports my notion that, for the most part, humpback whale mother/ calf pairs use Vava'u as a transit area, visiting for a limited duration before moving on, returning to the area at a later date in some instances. Within this context however, there were a handful of repeat sightings over extended periods of time, as there have been in previous seasons:

- 201209 Kyuu (2 encounters/ 10 days);
- 201212 Juuni (2 encounters/ 10 days);
- 201217 Juunana (2 encounters/ 26 days). 3x mother - see below;
- 201221 Nijuuichi (2 encounters/ 37 days);
- 201224 Nijuuyon (3 encounters/ 13 days);
- 201226 Nijuuroku (2 encounters/ 21 days); and
- 201235 Sanjuugo (3 encounters/ 21 days).

15) The ratio of female to male juveniles once again favoured females. This has been the case for four years running. This year, we counted 16 females and 12 males (13 females and 10 males in 2011; 7 females to 4 males in 2010; 14 females to 9 males in 2009). Given the consistency of these sex-ratio records, I am discounting chance and other possible explanations, and leaning toward the conclusion that there may be a slight bias in female births to males among southern hemisphere humpbacks.

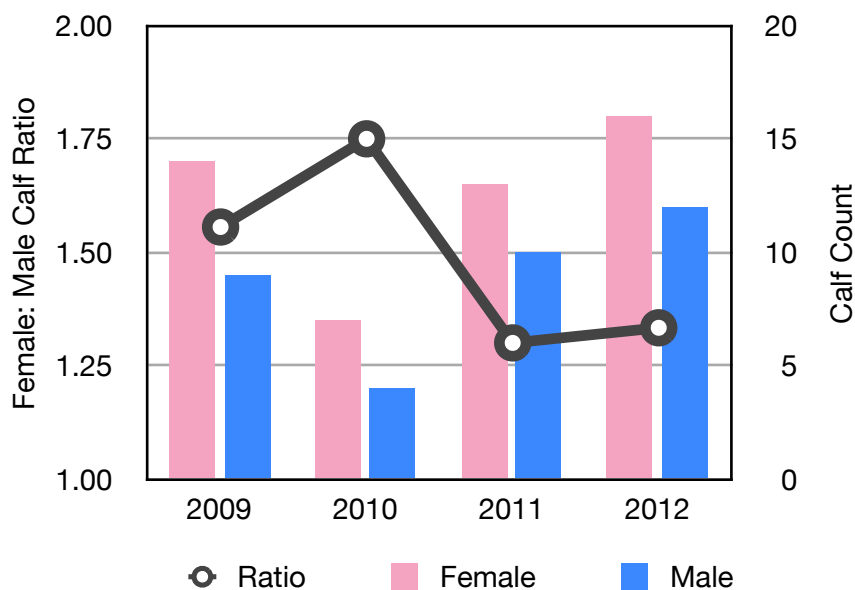


Figure 4: Ratio of Female to Male Juveniles

16) The escort ratios this season were all lower than they were last year, as is apparent in Figure 5 below. Out of 52 ID-ed mother/ calf pairs, 27 were accompanied by escorts in at least one encounter with the relevant mother/ calf pair, a ratio of 0.52. Out of 68 total encounters with those 52 ID-ed mother/ calf pairs, 30 encounters involved at least one escort, a ratio of 0.44. In the case of unidentified mother/ calf pairs, the ratio was 0.23. I only calculated one ratio for unidentified mother/ calf pairs because we had only one encounter with each pair.

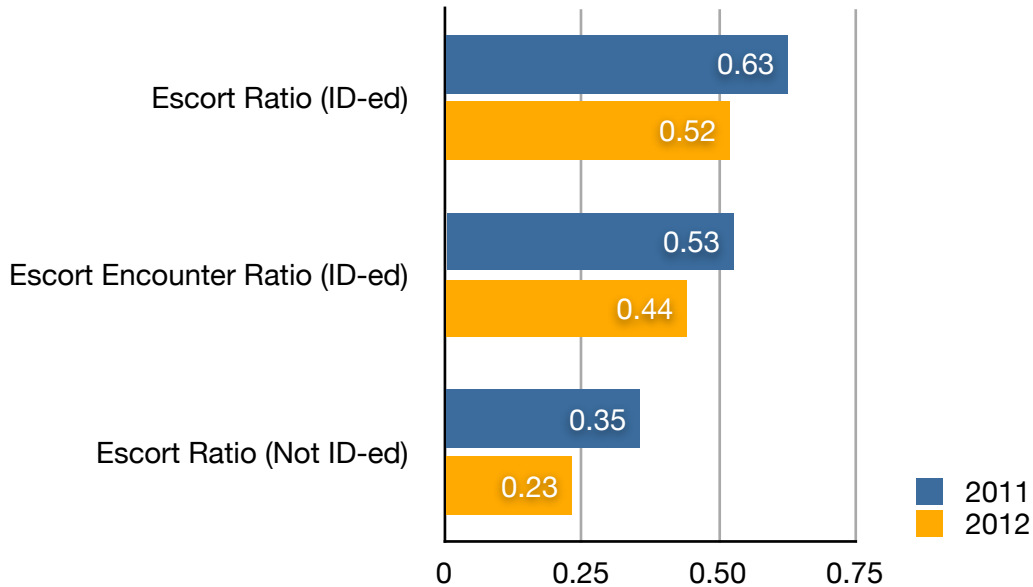


Figure 5: Frequency of Escorts with Mother/ Calf Pairs*

- **Escort Ratio (ID-ed)** = ID-ed mother/ calf pairs that were accompanied by at least one escort in at least one of our encounters as a ratio of the total number of ID-ed mother/ calf pairs
- **Escort Encounter Ratio (ID-ed)** = Total number of encounters with ID-ed mother/ calf pairs that involved at least one escort as a ratio of the total number of encounters with all ID-ed mother/ calf pairs
- **Escort Ratio (Not ID-ed)** = Unidentified mother/ calf pairs that were accompanied by at least one escort in at least one of our encounters as a ratio of the total number of Unidentified mother/ calf pairs

17) Taken at face value, this seems to suggest the possibility that the ratio of eligible/ interested males to females already with calves could have been lower this year than it was last year. Possible contributing factors might include fewer males in the area (could they have gone elsewhere?); males heading back south relatively early (mated and lost interest early?); more single females than last year (though that might be difficult to reconcile with the high number of females with calves); less cooperative/ willing females with calves this year; and probably more potential considerations that have eluded me. In any event, it will take more observation and data collection to see what, if any, pattern might emerge.

18) It is interesting to note that the Escort Ratio for the Unidentified mother/ calf pairs is lower than that for the ID-ed mother/ calf pairs in both 2011 and 2012. Common wisdom has it that the presence of escorts makes it more difficult to have successful encounters with mother/ calf pairs, the rationale being that escorts “push” mother/ calf pairs to keep moving. My own experience suggests that there is little to no such relationship, and that escorts “calm” mother/ calf pairs as often as, perhaps more than, they “push” them to move. Some females also seem predisposed to avoid contact from any species. It will be interesting to see if this disparity in the Escort Ratio between the ID-ed and non-ID-ed mother/ calf pairs remains constant going forward.

- 19) Unlike the 2011 season, I did not document any long-term associations between escorts and mother/ calf pairs.
- 20) Despite the lack of opportunity to document any long-term escort relationships this season, I did have an interesting observation relating to escorts. On two occasions (involving calf 201233 and calf 201242), there were males that appeared to be challenging one another for the right to claim primary escort position with the respective females. As the battles ensued, the males appeared to become so preoccupied with their competitive displays that they forgot about the females. The males traveled further and further from the mother/ calf pairs as they continued to jostle for dominance, until they completely lost track of the females, leaving the respective mother/ calf pairs in peace. I cannot recall ever having witnessed this type of behaviour before, but it is certainly possible that I did, but did not take notice, given that I really only became interested in escort behaviour last year.
- 21) On 28 September, I witnessed and photographed a group of three male whales engaged in intimate behaviour. The first time I recorded such seemingly amorous interaction among males was in 2010. In that case, there were also three males involved. I have observed and photographed many intimate episodes between male and female humpback whales. In both 2010 and this year, the interaction among the male whales could easily have convinced me that male/ female courtship was taking place. I have learned that it is necessary to confirm visually with photos or video the sex of all whales involved in seemingly intimate interaction, as there is obviously some role for same-sex intimate behaviour among humpback whales. It is very tempting and easy for an inexperienced person to jump to conclusions. See this [blog post](#) for more details on this fascinating topic.
- 22) One of the most rewarding aspects of keeping track of the mother/ calf pairs is documenting repeat mothers. This year marked the first three-time mother that I have documented to date. The mother of 201217 Juunana is also the mother of 200816 Chibi-chan and 200929 Floppy. There may be more repeat mothers among this year's mother/ calf pairs. I have not yet had time to compare all of this season's mothers with all of the mothers in previous seasons.

	2008	2009	2010	2011	2012
Female 1	200801 Scratches	200904 Stitches ♀			
Female 2	200816 Chibi-chan	200929 Floppy ♀			201217 Juunana
Female 3		200920 Mama's Boy		201107 Fitu	
Female 4	200814 Jet			201115 Tahanima	
Female 5		200913 Luna ♀		201132 Toluua ♀	

Figure 6: Repeat Humpback Whale Mothers Documented in Vava'u

- 23) I witnessed in the water for the first time two mother/ calf pairs socialising. They swam side-by-side, with the mothers in the middle and calves on the outside for five to ten minutes. The mothers interacted; it did not seem that the babies were permitted to do so. I was unfortunately unable to take a photograph, but I hand-drew a diagram of what I witnessed (see this [blog post](#)).

- 24) There was an exceptional number of whales with white pectoral fins. As of this writing, I have documented 21 such individuals (subject to additional review when I have time). Among those whales are four mother/ calf pairs with both adult and baby having white pectoral fins, and another six calves with white pectoral fins. For comparison, I documented two such calves in 2011 (201127 Uafitu and 201142 Faua). Last year was the first time I documented calves with white pectoral fins, and this season, there were at least ten. There were also many other adult whales with white pectoral fins and with partial white pigmentation on their pectoral fins, many more than I've noticed in other seasons. I am interested in the sudden appearance and disappearance of obvious physical traits such as white pectoral fins because I believe they may be indicative of underlying genetic closeness. If this were to be the case, and if these traits appear in clumps, then there may be the possibility that individuals travel to some degree in tandem with relatively closely related whales. There is, to the best of my knowledge, no other information or evidence to suggest that this happens.
- 25) A simple way to test this possibility would be to biopsy a number of whales with similar physical traits when they appear in substantial numbers within a single season and test for genetic similarity. There are at least two issues that make this difficult. First, it is impossible to predict in advance which physical traits will appear in large quantities in a given season, so it is impossible to know in advance which trait(s) to look for. Second, I do not have access to biopsy equipment or genetic laboratories. Keeping track of obvious physical traits is the best I can do for the time being. If and when I get sufficient time, I hope to go back through my archives and pick out all the whales with white pectoral fins (and split dorsal fins) for past seasons, in order to see if I can discern and document any patterns.
- 26) I did not document any whales with split dorsal fins this season. There were two calves (201210 and 201216) with notches in their dorsal fins, and calf 201217 has a somewhat unique double dorsal fin.
- 27) One of the babies with white pectoral fins, calf 201243, was not accompanied by its mother or any other adult whale. Given that juvenile humpbacks are entirely dependent upon their mothers for sustenance and protection, this calf most likely did not make it. I have seen abandoned/ lost calves in other instances, so this is perhaps not unusual. There was also a calf that stranded in Ha'apai earlier in the season. A number of people worked together to re-float that whale, but again, without its mother, a humpback calf has no chance for survival.
- 28) Calf 201242 appears to have acorn barnacles (*Coronula diadema*) all over its body, with discolouration of skin appearing in patches where the barnacles are most concentrated.
- 29) A number of the babies also exhibited "scrape" wounds, for lack of a better term. I have noticed these in past seasons, but have not kept meticulous records. These wounds are characterised by scrape-like patterns along the dorsal area, between the dorsal fin and fluke. Most often, these wounds are on both sides of the body, and only affect the top ridge of the body, almost as if someone used a brillo pad or steel wool to scrape down the length of the calf's body. Some adults also exhibit this wound pattern. I am certain that these are wounds and not pigmentation, as I have seen and photographed fresh wounds with scrape/cut marks still bleeding. I have no idea what causes this, and am at a loss to imagine a scenario explaining these wounds, but they appeared on calves 201219, 201230, 201232, 201237, 201241, 201242, 201247.

Table 1: Humpback Whale Calf Identifications

Vava'u, Kingdom of Tonga (Jul-Oct 2012)

[\(Click here to see map of sightings\)](#)

#	NAME		DATES/ LOCATIONS (# ESCORTS)
1	Ichi		23 Jul (0)
2	Ni		30 Jul (0), both mom and baby have white pectoral fins
3	San	♂	03 Aug (0), 11 Aug (0)
4	Shi		06 Aug (1)
5	Go		07 Aug (0), both mom and baby have white pectoral fins
6	Roku		08 Aug (0)
7	Shichi		16 Aug (0)
8	Hachi	♀	20 Aug (0)
9	Kyuu	♀	21 Aug (5), 30 Aug (3)
10	Juu	♀	22 Aug (1)
11	Juuichi	♀	23 Aug (1), 24 Aug (0)
12	Juuni	♂	27 Aug (1), 05 Sep (0)
13	Juusan	♀	27 Aug (0)
14	Juuyon		28 Aug (0), white pectoral fins
15	Juugo		28 Aug (1)
16	Juuroku	♀	31 Aug (1)
17	Juunana		03 Sep (2), 28 Sep (0)
18	Juuhachi	♀	01 Sep (1)
19	Juukyuu	♂	04 Sep (0)
20	Nijuu		05 Sep (0)
21	Nijuuichi	♂	06 Sep (0), 12 Oct (1)
22	Nijuuni	♀	06 Sep (0), white pectoral fins
23	Nijuusan		08 Sep (0)
24	Nijuuyon	♀	27 Aug (0), 06 Sep (1), 08 Sep (0)
25	Nijuugo	♀	05 Sep (0), both mom and baby have white pectoral fins

Table 1: Humpback Whale Calf Identifications (cont'd)

Vava'u, Kingdom of Tonga (Jul-Oct 2012)

[\(Click here to see map of sightings\)](#)

#	NAME		DATES/ LOCATIONS (# ESCORTS)
26	Nijuuroku		11 Sep (0), 16 Oct (1)
27	Nijuunana	♀	13 Sep (0), white pectoral fins
28	Nijuuhachi	♂	12 Sep (1), 13 Sep (1)
29	Nijuukyuu		18 Aug (3), both mom and baby have white pectoral fins
30	Sanjuu		17 Sep (6)
31	Sanjuuichi		15 Sep (1), 17 Sep (0), initially recorded as Unknown 201218
32	Sanjuuni	♂	19 Sep (1)
33	Sanjuusan	♂	19 Sep (4)
34	Sanjuuyon	♂	19 Sep (0), 21 Sep (0)
35	Sanjuugo	♀	22 Sep (1), 11 Oct (1), 12 Oct (0)
36	Sanjuuroku		25 Sep (0)
37	Sanjuunana		26 Sep (2)
38	Sanjuuhachi		29 Sep (0)
39	Sanjuukyuu	♀	01 Oct (0)
40	Yonjuu	♀	02 Oct (0), white pectoral fins
41	Yonjuuichi	♀	02 Oct (0)
42	Yonjuuni	♂	03 Oct (2)
43	Yonjuusan		04 Oct (0), white pectoral fins
44	Yonjuuyon		05 Oct (0)
45	Yonjuugo	♂	05 Oct (1)
46	Yonjuuroku	♂	06 Oct (2)
47	Yonjuunana		25 Sep (1)
48	Yonjuuhachi		26 Sep (0), initially recorded as Unknown 201225
49	Yonjuukyuu	♂	25 Sep (0)
50	Gojuu		28 Sep (1)
51	Gojuuichi	♀	Oct 16 (0), Oct 17 (0), Oct 18 (1), white pectoral fins
52	Gojuuni		Oct 15 (1)

Table 2: Unidentified Humpback Whale Calf Sightings

Vava'u, Kingdom of Tonga (Jul-Oct 2012)

([Click here to see map of sightings](#))

#	DATES/ LOCATIONS (# ESCORTS)	#	DATES/ LOCATIONS (# ESCORTS)
1	15 Aug (0), two photos from Ma'ata, no GPS/ location	26	01 Oct (0)
2	22 Aug (0), didn't record location	27	06 Oct (0)
3	25 Aug (0)	28	29 Aug (2)
4	25 Aug (0)		
5	27 Aug (0)		
6	30 Aug (0)		
7	01 Sep (0)		
8	01 Sep (1)		
9	03 Sep (1)		
10	03 Sep (0)		
11	04 Sep (0)		
12	05 Sep (0)		
13	06 Sep (1)		
14	06 Sep (0)		
15	13 Sep (0)		
16	13 Sep (0)		
17	14 Sep (0)		
18	15 Sep (1) , Redesignated calf 201231		
19	17 Sep (0)		
20	17 Sep (0)		
21	19 Sep (1)		
22	20 Sep (2)		
23	25 Sep (0)		
24	25 Sep (0)		
25	26 Sep (0) , Redesignated calf 201248		

Table 3: Timeline of Sightings – Humpback Whale Mother/ Calf Pairs

Vava'u, Kingdom of Tonga (Jul-Oct 2012). **Blue** = full moon. **Green** = new moon. **Red** = Unknown calf.

JUL	CALF (ESCORTS)	AUG	CALF (ESCORTS)	SEP	CALF (ESCORTS)	OCT	CALF (ESCORTS)
1		1		1	201218 (1), Calf 07 (0), Calf 08 (1)	1	201239 (0), Calf 26 (0)
2		2		2		2	201240 (0), 201241 (0)
3		3	201203 (0)	3	201217 (2), Calf 09 (1), Calf 10 (0)	3	201242 (2)
4		4		4	201219 (0), 201224 (1), Calf 11 (0)	4	201243 (0)
5		5		5	201212 (0), 201220 (0), 201225 (0). Note: 201212 and 201220 interacted. Calf 12 (0)	5	201244 (0), 201245 (1)
6		6	201204 (1)	6	201221 (0), 201222 (0), Calf 13 (1), Calf 14 (0)	6	201246 (2), Calf 27 (0)
7		7	201205 (0)	7		7	
8		8	201206 (0)	8	2012023 (0), 201224 (0)	8	
9		9		9		9	
10		10		10		10	
11		11	201203 (0)	11	201226 (0)	11	201235 (1)
12		12		12	201228 (1)	12	201221 (1), 201235 (0)
13		13		13	201228 (1), Calf 15 (0), Calf 16 (0)	13	
14		14		14	Calf 17 (0)	14	
15		15	Calf 01 (0)	15	201231 (1)	15	201252 (1)
16		16	201207 (0)	16		16	201226 (1), 201251 (0)
17		17		17	201230 (6), 201231 (0), Calf 19 (0), Calf 20 (0)	17	201251 (0)
18		18	201208 (0), 201229 (3)	18		18	201251 (1)
19		19		19	201233 (4), 201234 (0), Calf 21 (1)	19	
20		20		20	Calf 22 (2)	20	
21		21	201209 (5)	21	201234 (0)	21	
22		22	201210 (1), Calf 02 (0)	22	201235 (1)	22	
23	201201 (0)	23	201211 (1)	23		23	
24		24	201211 (0)	24		24	
25		25	Calf 03 (0), Calf 04 (0)	25	201236 (0), 201247 (1), 201249 (0), Calf 23 (0), Calf 24 (0)	25	
26		26		26	201237 (2), 201248 (0), Calf 25 (0)	26	
27		27	201212 (1), 201213 (0), 201224 (0), Calf 05 (0)	27		27	
28		28	201214 (0), 201215 (1)	28	201217 (0), 201250 (1)	28	
29		29	Calf 28 (2)	29	201238 (0)	29	
30	201202 (0)	30	201209 (3), Calf 06 (0)	30		30	
31		31	201216 (1)			31	